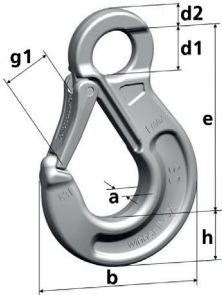


# Catene e accessori di acciaio inossidabile

Stainless steel chain and accessory system

## Ganci ad occhio HSWI

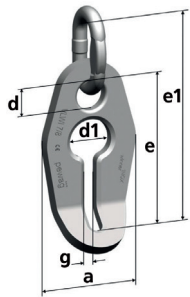
HSWI Eye sling hook



Tipo Type	Portata WLL Kg	Dimensioni Dimensions							Peso Weight Kg
		a mm	b mm	d1 mm	d2 mm	e mm	g1 mm	h mm	
HSWI 5/6-6	900	14	67	21	8	84	22	20	0,25
HSWI 7/8-6	1600	20	98	27	13	112	32	29	0,70
HSWI 10-6	2500	28	115	37	15	133	39	33	1,35
HSWI 13-6	4250	35	147	48	18	172	51	43	2,60
HSWI 16-6	6300	44	182	55	24	213	66	51	4,80

## Accorciatore VLWI

VLWI Shortener



Tipo Type	Portata WLL Kg	Dimensioni Dimensions						Peso Weight Kg
		a mm	d mm	d1 mm	e mm	e1 mm	g mm	
VLWI 5/6-6	900	52	16	26	80	114	8	0,22
VLWI 7/8-6	1600	68	22	34	111	156	11	0,57
VLWI 10-6	2500	86	27	40	133	183	12	1,06
VLWI 13-6	4250	108	32	52	169	242	16	2,20
VLWI 16-6	6300	134	38	64	204	284	20	4,16



Applicazione corretta  
Correct application



Applicazione corretta  
Correct application



Applicazione corretta  
Correct application



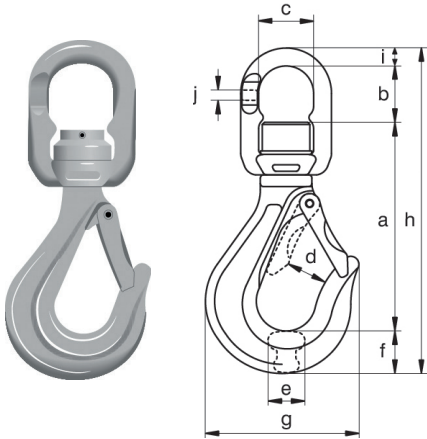
Applicazione sbagliata  
Wrong application

# Catene e accessori di acciaio inossidabile

Stainless steel chain and accessory system

## Gancio girevole CSEI

CSEI Stainless steel swivel hook

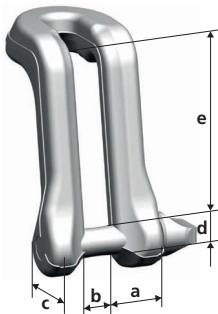


Tipo Type	Portata WLL Kg	Dimensioni Dimensions										Peso Weight Kg
		a mm	b mm	c mm	d mm	e mm	f mm	g mm	h mm	i mm	j mm	
CSEI 07	700	100	33	32	27	15	19	73	164	12	6	0,55
CSEI 1,2	1200	126	39	37	30	20	22	85	200	14	8	1
CSEI 1,6	1600	159	47	48	33	24	29	106	250	16	11	1,9
CSEI 2,7	2700	189	59	58	36	32	39	133	307	21	14	3,4

- Girevole su rondella di acciaio inossidabile. Non di produzione Pewag.
- Equipped with a stainless steel washer. Not a Pewag product.

## Connettore LCWI

LCWI Loop connector



- Mantiene invariata la portata della braca
- Reduction of WLL not required

Tipo Type	Portata WLL Kg	Dimensioni Dimensions					Peso Weight Kg
		a mm	b mm	c mm	d mm	e mm	
LCWI 5-6 C	630	10	6	12	6	31	0,068

