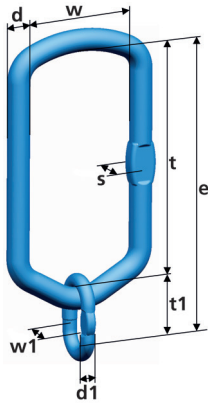


Catene e accessori Winner Plus - Grado 12

Winner Plus chain and
accessory system in G12

Campanella maggiorata VLS 1

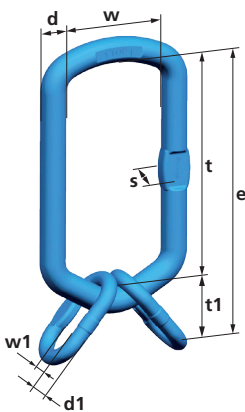
VLS 1 Enlarged master link



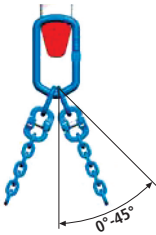
Tipo Type	Assemblaggio Consisting of	Portata WLL Kg	Per ganci singoli DIN 15401 For single hooks DIN 15401 n°	Per ganci doppi DIN 15402 For double hooks DIN 15402 n°	Dimensioni Dimensions								Peso Weight Kg	Campanella per catena Ø Master link for chain Ø		
					d mm	d1 mm	e mm	t mm	t1 mm	w mm	w1 mm	s mm		s1 mm	1 br./leg mm	
VLS 1-7/8	LS 22 + B13	3150	25	32	23	13	394	340	54	155	25	16,5	10	3,3	7/8	
VLS 1-10	LS 26 + B16	5300	25	32	27	17	410	340	70	155	34	21	14	4,8	10	
VLS 1-13	LS 26	8000	25	32	27	-	340	340	-	155	-	21	-	4,4	13	
VLS 1-16	LS 32	12500	25	32	33	-	340	340	-	155	-	26	-	6,7	16	

Campanella maggiorata VLS 2/4

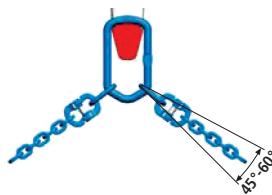
VLS 2/4 Enlarged master link



Tipo Type	Assemblaggio Consisting of	Portata WLL		Per ganci singoli DIN 15401 For single hooks DIN 15401 n°	Per ganci doppi DIN 15402 For double hooks DIN 15402 n°	Dimensioni Dimensions								Peso Weight Kg	Campanella per catena Ø Master link for chain Ø	
		0° - 45° kg	45° - 60° kg			d mm	d1 mm	e mm	t mm	t1 mm	w mm	w1 mm	s1 mm		2 br./legs mm	3/4 br./legs mm
VLS 2-7/8	LS 22 +2 x B13	4250	3150	25	32	23	13	394	340	54	155	25	10	3,5	7/8	-
VLS 2-10 VLS 4-7/8	LS 26 +2 x B16	7500	5300	25	32	27	17	410	340	70	155	34	14	5,2	10	7/8
VLS 2-13 VLS 4-10	LS 32 +2 x B20	11200	8000	25	32	33	20	425	340	85	155	40	16	8,0	13	10
VLS 2-16 VLS 4-13	LS 36 +2 x B26	17500	12500	25	32	38	27	480	340	140	155	65	20	13,0	16	13
VLS 4-16	LS 40 +2 x B32	26500	19000	25	32	40	33	490	340	150	155	70	26	18,4	-	16



Da 0° a 45° i bracci sono posizionati al centro dell'anello.
From 0° - 45°, the chain legs are positioned at the centre of the ring.



Tra 45° e 60°, i bracci della catena sono posizionati agli angoli esterni dell'anello.
Between 45° - 60°, the chain legs are positioned at the outer corners of the ring.

